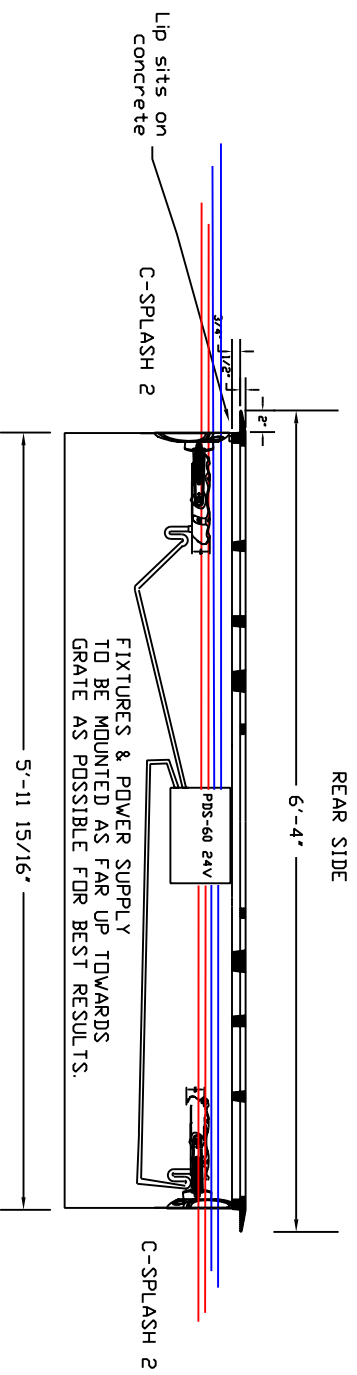
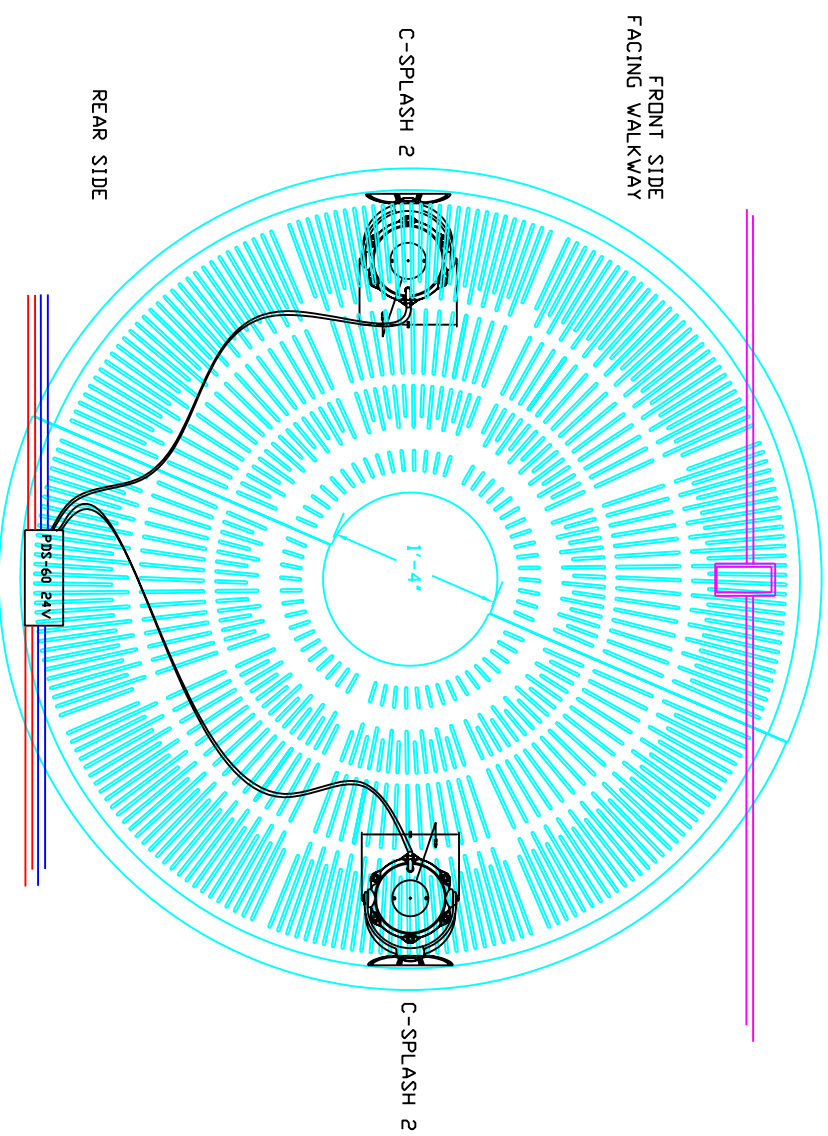
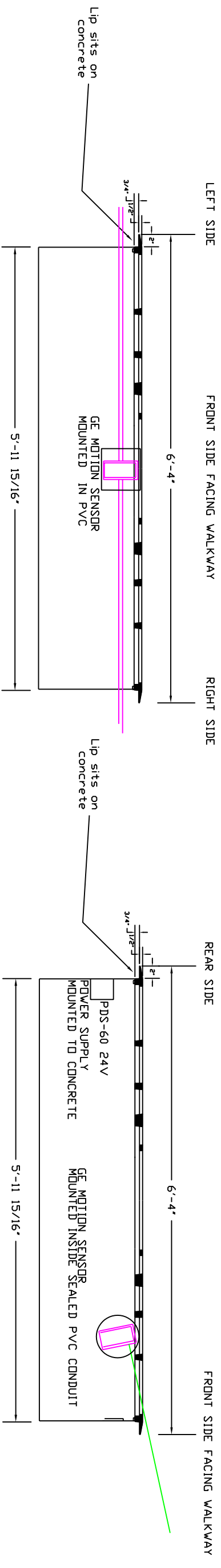


HUIZZENGA PLAZA GRATE DETAIL



FRONT SIDE
FACING WALKWAY

REAR SIDE

C-SPLASH 2

C-SPLASH 2

REAR SIDE

Lip sits on
concrete

C-SPLASH 2

FIXTURES & POWER SUPPLY
TO BE MOUNTED AS FAR UP TOWARDS
GRATE AS POSSIBLE FOR BEST RESULTS.

Lip sits on
concrete

PDS-60 24V
POWER SUPPLY
MOUNTED TO CONCRETE

GE MOTION SENSOR
MOUNTED INSIDE SEALED PVC CONDUIT

Starburst tree grate
M7207-1R

DDA PLAZA
CUSTOM GRATE

Grate supplied in 2
sections designed to
rest on top of
concrete without the
use of frames.

Edge is sloped and
filed for pedestrian
safety

1/4" slot openings

cast from grey iron
to ASTM A48
class35

FINISH:
FINISH: ENAMEL-SW4026
SLATE AY